

Pays	Or	Argent	Bronze	Total
Espagne	29	36	26	91
Canada	21	8	11	40
Russie	17	8	9	34
Chine	12	9	13	34
États-Unis	14	6	7	27
Royaume-Uni	11	9	4	24
Allemagne	12	4	4	20
Biélorussie	9	8	2	19
Brésil	3	5	8	16
Iran	7	2	1	10
Cuba	3	4	2	9
Thaïlande	1	6	2	9
Vénézuéla	4	2	2	8
Portugal	2	3	2	7
Japon	--	1	6	7
République Tchèque	5	--	--	5
Tunisie	4	1	--	5
Pays-Bas	1	1	3	5
Kénya	2	1	1	4
Algérie	1	1	2	4
France	1	1	2	4
Ukraine	1	--	3	4
Australie	--	4	--	4
Grèce	--	3	1	4
Estonie	--	1-	3	4
Italie	--	1	3	4
Taiwan	1	2	--	3
Croatie	1	1	1	3
Mexique	--	1	2	3

Angola	2	--	--	2
Belgique	2	--	--	2
Hongrie	1	--	1	2
Irlande	--	--	2	2
Nouvelle-Zélande	--	--	2	2
Singapour	--	--	2	2
Finlande	1	--	--	1
Autriche	--	1	--	1
Slovaquie	--	1	--	1
Argentine	--	--	1	1
Azerbaïdjan	--	--	1	1

Participating delegations		Athlete		Total	Staff	Total
Québec 2003		Male	Female			
1	Algeria	13	8	21	18	39
2	Angola	6	3	9	17	26
3	Argentina	4		4	2	6
4	Australia	11	2	13	8	21
5	Austria	2	1	3	4	7
6	Azerbaijan	4		4	9	13
7	Belarus	4	1	5	5	10
8	Belgium	7	2	9	6	15
9	Brazil	25	14	39	26	65
10	Bulgaria	6		6	5	11
11	Canada	28	16	44	54	98
12	Chile	1		1	3	4
13	China	35	26	61	30	91
14	Chinese Taipei	13	2	15	16	31
15	Colombia	1		1	0	1
16	Croatia	7	1	8	7	15
17	Cuba	3		3	2	5
18	Czech republic	9	2	11	10	21
19	Dominican Republic	5		5	4	9
20	Estonia	1	2	3	4	7
21	Finland	7	6	13	8	21
22	France	9	3	12	7	19
23	Germany	10	7	17	21	38
24	Greece	12	4	16	4	20
25	Honduras	5		5	1	6
26	Hong Kong	2		2	2	4
27	Hungary	4	1	5	5	10
28	India	4	4	8	6	14
29	Iran (Islamic Republic of)	27	1	28	38	66
30	Ireland	6		6	4	10
31	Israel	8		8	6	14
32	Italy	17		17	27	44
33	Japan	20	9	29	36	65
34	Kazakhstan	4	1	5	4	9
35	Kenya	24	11	35	15	50
36	Lithuania	1		1	2	3
37	Mauritius	6		6	3	9
38	Mexico	20	3	23	14	37

39	Netherlands	7	1	8	6	14
40	New Zealand	2		2	2	4
41	Peru	7	1	8	1	9
42	Philippines	3		3	3	6
43	Portugal	9	1	10	14	24
44	Russian Federation	24	16	40	22	62
45	Singapore		1	1	5	6
46	Slovakia	8		8	6	14
47	South Korea	8	6	14	5	19
48	Spain	41	26	67	46	113
49	Sweden		5	5	4	9
50	Thailand	19	2	21	19	40
51	Tunisia	3		3	2	5
52	Turkey	11	5	16	1	17
53	Ukraine	5	6	11	6	17
54	United Kingdom	22	8	30	32	62
55	United States of America	27	11	38	28	66
56	Uruguay	7		7	1	8
57	Venezuela	18	2	20	12	32
	TOTAL	592	221	813	648	1461

International Blind Sport Federation

records - broken at IBSA World Championships in Quebec, CAN

World records - Athletics - Outdoor - Men

200 m

T 13 **22,04 -0,7** **MITCHELL Royal** 1982 USA IBSA World Championships Quebec, CAN 05/08/2003

400 m

T 11 **51,29** **ARMANDO José Sayovo** ANG IBSA World Championships Quebec, CAN 11/08/2003

1.500 m

T 12 **3:52,17** **BOUALLEGUE Maher** 1969 TUN IBSA World Championships Quebec, CAN 11/08/2003

Shot put

F 12 **16,14** **SUN Haitao** 1979 CHN IBSA World Championships Quebec, CAN 05/08/2003

Discus

F 12 **51,21** **SUN Haitao** 1979 CHN IBSA World Championships Quebec, CAN 11/08/2003

Hammer Throw

F 11 **27,90** **BALDASARRI Sebastian** ARG IBSA World Championships Quebec, CAN 08/08/2003

F 12 **35,49** **Van der MEE Albert** NED IBSA World Championships Quebec, CAN 08/08/2003

F 13 **51,66** **YAHIAOUI Hakim** ALG IBSA World Championships Quebec, CAN 08/08/2003

4 x 100 m

Rules January 2002

T 11-13 **44,07** **Team Portugal** POR IBSA World Championships Quebec, CAN 11/08/2003
Potra Gabriel (B2), Lopes Carlos (B1), Alves José (B3), Baptista Firmino (B1)

records - broken at IBSA World Championships in Quebec, CAN

World records - Athletics - Outdoor - Women

800 m

T 11	2:17,66	HINTON Tracey	GBR	IBSA World Championships	Quebec, CAN	11/08/2003
------	---------	---------------	-----	--------------------------	-------------	------------

5.000 m

T 12	17:50,45	PAUTOVA Elena	RUS	IBSA World Championships	Quebec, CAN	04/08/2003
------	----------	---------------	-----	--------------------------	-------------	------------

Hammer Throw

F 12	27,18	WILLIS-ROBERTS Jodi	1967 AUS	IBSA World Championships	Quebec, CAN	08/08/2003
------	-------	---------------------	----------	--------------------------	-------------	------------

F 13	36,80	WILLIAMS Claire	GBR	IBSA World Championships	Quebec, CAN	08/08/2003
------	-------	-----------------	-----	--------------------------	-------------	------------

Pentathlon

P 12	2825	IVEROVIC Marija	CRO	IBSA World Championships	Quebec, CAN	08/08/2003
------	------	-----------------	-----	--------------------------	-------------	------------

4 x 100 m

Rules January 2002

T 11-13	52,11	Team Russia Frolova Elena (B1), Semenova Olga (B3), Batalova Rima (B2), Jdanova Elena (B2)	RUS	IBSA World Championships	Quebec, CAN	11/08/2003
---------	-------	--	-----	--------------------------	-------------	------------

Broken World records - Athletics: 15

records - broken at IBSA World Championships in Quebec, CAN

World records - Swimming - Long course - Men

100 m Freestyle

S 12	55,42	PUNKO Siarhei	1981	BLS	IBSA World Championships	Quebec, CAN	08/08/2003
------	-------	---------------	------	-----	--------------------------	-------------	------------

200 m Freestyle

S 12	1:59,43	PUNKO Siarhei	1981	BLS	IBSA World Championships	Quebec, CAN	07/08/2003
------	---------	---------------	------	-----	--------------------------	-------------	------------

400 m Freestyle

S 12	4:14,18	PUNKO Siarhei	1981	BLS	IBSA World Championships	Quebec, CAN	09/08/2003
------	---------	---------------	------	-----	--------------------------	-------------	------------

800 m Freestyle

S 11	10:19,01	TILDESLEY Donovan	1984	CAN	IBSA World Championships	Quebec, CAN	06/08/2003
------	----------	-------------------	------	-----	--------------------------	-------------	------------

S 12	8:58,45	PUNKO Siarhei	1981	BLS	IBSA World Championships	Quebec, CAN	06/08/2003
------	---------	---------------	------	-----	--------------------------	-------------	------------

S 13	10:08,38	HILL Brian	1982	CAN	IBSA World Championships	Quebec, CAN	06/08/2003
------	----------	------------	------	-----	--------------------------	-------------	------------

100 m Backstroke

S 12	1:02,40	MAKARAU Raman	1985	BLS	IBSA World Championships	Quebec, CAN	06/08/2003
------	---------	---------------	------	-----	--------------------------	-------------	------------

200 m Backstroke

S 12	2:18,10	MAKARAU Raman	1985	BLS	IBSA World Championships	Quebec, CAN	08/08/2003
------	---------	---------------	------	-----	--------------------------	-------------	------------

100 m Butterfly

S 12	59,22	MAKARAU Raman	1985	BLS	IBSA World Championships	Quebec, CAN	05/08/2003
------	-------	---------------	------	-----	--------------------------	-------------	------------

200 m Indiv. Medley

SM 12	2:16,38	PUNKO Siarhei	1981	BLS	IBSA World Championships	Quebec, CAN	10/08/2003
-------	---------	---------------	------	-----	--------------------------	-------------	------------

records - broken at IBSA World Championships in Quebec, CAN

World records - Swimming - Long course - Women

800 m Freestyle

S 11	11:58,86	GARCIA Anais	1980	ESP	IBSA World Championships	Quebec, CAN	06/08/2003
S 12	10:11,92	ARCICOLLAR Ana Garcia	1983	ESP	IBSA World Championships	Quebec, CAN	06/08/2003
S 13	10:05,00	HENRY Rhiannon	1987	GBR	IBSA World Championships	Quebec, CAN	06/08/2003

200 m Backstroke

S 13	2:36,62	GOTELL Chelsey	1986	CAN	IBSA World Championships	Quebec, CAN	08/08/2003
------	---------	----------------	------	-----	--------------------------	-------------	------------

100 m Breaststroke

SB 12	1:24,07	FONT Deborah	1985	ESP	IBSA World Championships	Quebec, CAN	07/08/2003
-------	---------	--------------	------	-----	--------------------------	-------------	------------

200 m Breaststroke

SB 11	3:11,18	BARRETT Elaine	1977	GBR	IBSA World Championships	Quebec, CAN	05/08/2003
SB 12	2:56,96	FONT Deborah	1985	ESP	IBSA World Championships	Quebec, CAN	05/08/2003

100 m Butterfly

S 11	1:19,96	BARRETT Elaine	1977	GBR	IBSA World Championships	Quebec, CAN	05/08/2003
------	---------	----------------	------	-----	--------------------------	-------------	------------

4 x 50 m Freestyle Relay

S 11-13	2:11,23	Team Spain Banos Lidia (B2), Garcia-Arcicollar Ana (B2), Garcia Anais (B1), Font Deborah (B2)	ESP	IBSA World Championships	Quebec, CAN	09/08/2003
---------	---------	---	-----	--------------------------	-------------	------------

4 x 50 m Medley Relay

SM 11-13	2:24,37	Team Spain Font Deborah (B2), Casals Solé Carla (B2), Garcia-Arcicollar Ana (B2), Garcia Anais (B1)	ESP	IBSA World Championships	Quebec, CAN	10/08/2003
----------	---------	---	-----	--------------------------	-------------	------------

Broken World records - Swimming: 20

records - broken at IBSA World Championships in Quebec, CAN

European records - Athletics - Outdoor - Men

200 m

T 11	23,29-0,4	LOPES Carlos	1968 POR	IBSA World Championships	Quebec, CAN	08/08/2003
------	-----------	--------------	----------	--------------------------	-------------	------------

10.000 m

T 13	32:46,96	POMYKALOV Ildar	RUS	IBSA World Championships	Quebec, CAN	10/08/2003
------	----------	-----------------	-----	--------------------------	-------------	------------

Hammer Throw

F 12	35,49	Van der MEE Albert	NED	IBSA World Championships	Quebec, CAN	08/08/2003
------	-------	--------------------	-----	--------------------------	-------------	------------

4 x 100 m

Rules January 2002

T 11-13	44,07	Team Portugal Potra Gabriel (B2), Lopes Carlos (B1), Alves José (B3), Baptista Firmino (B1)	POR	IBSA World Championships	Quebec, CAN	11/08/2003
---------	-------	---	-----	--------------------------	-------------	------------

European records - Athletics - Outdoor - Women

800 m

T 11	2:17,66	HINTON Tracey	GBR	IBSA World Championships	Quebec, CAN	11/08/2003
------	---------	---------------	-----	--------------------------	-------------	------------

5.000 m

T 12	17:50,45	PAUTOVA Elena	RUS	IBSA World Championships	Quebec, CAN	04/08/2003
------	----------	---------------	-----	--------------------------	-------------	------------

Hammer Throw

F 13	36,80	WILLIAMS Claire	GBR	IBSA World Championships	Quebec, CAN	08/08/2003
------	-------	-----------------	-----	--------------------------	-------------	------------

Pentathlon

P 12	2825	IVEROVIC Marija	CRO	IBSA World Championships	Quebec, CAN	08/08/2003
------	------	-----------------	-----	--------------------------	-------------	------------

4 x 100 m

Rules January 2002

T 11-13	52,11	Team Russia Frolova Elena (B1), Semenova Olga (B3), Batalova Rima (B2), Jdanova Elena (B2)	RUS	IBSA World Championships	Quebec, CAN	11/08/2003
---------	-------	--	-----	--------------------------	-------------	------------

Broken European records - Athletics: 9

records - broken at IBSA World Championships in Quebec, CAN

European records - Swimming - Long course - Men

100 m Freestyle

S 12	55,42	PUNKO Siarhei	1981	BLS	IBSA World Championships	Quebec, CAN	08/08/2003
------	-------	---------------	------	-----	--------------------------	-------------	------------

200 m Freestyle

S 11	2:21,31	DENIZ MENDEZ Miguel	1982	ESP	IBSA World Championships	Quebec, CAN	07/08/2003
------	---------	---------------------	------	-----	--------------------------	-------------	------------

S 12	1:59,43	PUNKO Siarhei	1981	BLS	IBSA World Championships	Quebec, CAN	07/08/2003
------	---------	---------------	------	-----	--------------------------	-------------	------------

400 m Freestyle

S 12	4:14,18	PUNKO Siarhei	1981	BLS	IBSA World Championships	Quebec, CAN	09/08/2003
------	---------	---------------	------	-----	--------------------------	-------------	------------

800 m Freestyle

S 12	8:58,45	PUNKO Siarhei	1981	BLS	IBSA World Championships	Quebec, CAN	06/08/2003
------	---------	---------------	------	-----	--------------------------	-------------	------------

100 m Backstroke

S 11	1:12,75	GONI Javier	1986	ESP	IBSA World Championships	Quebec, CAN	05/08/2003
------	---------	-------------	------	-----	--------------------------	-------------	------------

S 12	1:02,40	MAKARAU Raman	1985	BLS	IBSA World Championships	Quebec, CAN	06/08/2003
------	---------	---------------	------	-----	--------------------------	-------------	------------

200 m Backstroke

S 12	2:18,10	MAKARAU Raman	1985	BLS	IBSA World Championships	Quebec, CAN	08/08/2003
------	---------	---------------	------	-----	--------------------------	-------------	------------

100 m Breaststroke

SB 12	1:13,51	PUNKO Siarhei	1981	BLS	IBSA World Championships	Quebec, CAN	07/08/2003
-------	---------	---------------	------	-----	--------------------------	-------------	------------

200 m Breaststroke

SB 12	2:39,16	PUNKO Siarhei	1981	BLS	IBSA World Championships	Quebec, CAN	05/08/2003
-------	---------	---------------	------	-----	--------------------------	-------------	------------

100 m Butterfly

S 12	59,22	MAKARAU Raman	1985	BLS	IBSA World Championships	Quebec, CAN	05/08/2003
------	-------	---------------	------	-----	--------------------------	-------------	------------

200 m Indiv. Medley

SM 12	2:16,38	PUNKO Siarhei	1981	BLS	IBSA World Championships	Quebec, CAN	10/08/2003
-------	---------	---------------	------	-----	--------------------------	-------------	------------

records - broken at IBSA World Championships in Quebec, CAN

European records - Swimming - Long course - Women

100 m Freestyle

S 12	1:04,84	FONT Deborah	1985	ESP	IBSA World Championships	Quebec, CAN	08/08/2003
------	---------	--------------	------	-----	--------------------------	-------------	------------

800 m Freestyle

S 11	11:58,86	GARCIA Anais	1980	ESP	IBSA World Championships	Quebec, CAN	06/08/2003
S 12	10:11,92	ARCICOLLAR Ana Garcia	1983	ESP	IBSA World Championships	Quebec, CAN	06/08/2003
S 13	10:05,00	HENRY Rhiannon	1987	GBR	IBSA World Championships	Quebec, CAN	06/08/2003

100 m Backstroke

S 12	1:17,09	ARCICOLLAR Ana Garcia	1983	ESP	IBSA World Championships	Quebec, CAN	06/08/2003
------	---------	-----------------------	------	-----	--------------------------	-------------	------------

200 m Backstroke

S 12	2:43,35	MARTINEZ Sarai	1987	ESP	IBSA World Championships	Quebec, CAN	08/08/2003
------	---------	----------------	------	-----	--------------------------	-------------	------------

100 m Breaststroke

SB 12	1:24,07	FONT Deborah	1985	ESP	IBSA World Championships	Quebec, CAN	07/08/2003
-------	---------	--------------	------	-----	--------------------------	-------------	------------

200 m Breaststroke

SB 11	3:11,18	BARRETT Elaine	1977	GBR	IBSA World Championships	Quebec, CAN	05/08/2003
SB 12	2:56,96	FONT Deborah	1985	ESP	IBSA World Championships	Quebec, CAN	05/08/2003

100 m Butterfly

S 11	1:19,96	BARRETT Elaine	1977	GBR	IBSA World Championships	Quebec, CAN	05/08/2003
S 12	1:10,58	ARCICOLLAR Ana Garcia	1983	ESP	IBSA World Championships	Quebec, CAN	05/08/2003

4 x 50 m Freestyle Relay

S 11-13	2:11,23	Team Spain		ESP	IBSA World Championships	Quebec, CAN	09/08/2003
		Banos Lidia (B2), Garcia-Arcicollar Ana (B2), Garcia Anais (B1), Font Deborah (B2)					

4 x 50 m Medley Relay

SM 11-13	2:24,37	Team Spain		ESP	IBSA World Championships	Quebec, CAN	10/08/2003
		Font Deborah (B2), Casals Solé Carla (B2), Garcia-Arcicollar Ana (B2), Garcia Anais (B1)					

Broken European records - Swimming: 25

records - broken at IBSA World Championships in Quebec, CAN

European records - Tandem - Cycling - Men

1 km Track

1:06,622	LORO EXPOSITO Osca	ESP	IBSA World Championships	Quebec, CAN	05/08/2003
----------	--------------------	-----	--------------------------	-------------	------------

Broken European records - Tandem: 1

Summary broken records: 70

Legend:

* = World Best, European Best

° = unofficial record

**2nd Female IBSA Games Championship
Quebec (Canada) 4-8/08/2003**

n°	Class	First Name	Last Name	Nation	Birth	K/D	CV	Cont	kg.
1	Gold	FERREIRA CARDOSO	Carla	Brazil	1981		B3	PANAM	48
2	silver	ARNDT	Astrid	Germany	1962	1 dan	B2	Euro	48
3	bronze	AKATSUKA	Masami	Japan	1971		B1	Asia	48
4	bronze	POTAPOVA	Victoria	Russia	1979	1 dan	B1	Euro	48
5	5°	LIJING	Wang	China	1989		B2	Asia	48
6	5°	MEDJEDED	Karima	France	1975		B1	Euro	48
7	7°	GUO	Huaping	China	1981		B1	Asia	48
8	7°	GARCIA BENITEZ	Laura	Spain	1981		B3	Euro	48
9	9°	SKANDALI	Christina	Greece	1981		B1	Euro	48

QUALIFIED NATIONS FOR ATHENS 2004 PARALIMPICS - FEMALE

48 kg

1 BRAZIL
2 GERMANY
3 JAPAN

4 RUSSIA
5 CHINA
6 FRANCE

2nd Female IBSA Games Championship Quebec (Canada) 4-8/08/2003

n°	Class	First Name	Last Name	Nation	Birth	K/D	CV	Cont	kg.
1	Gold	SCHUETZEL	Susan	Germany	1978	1 dan	B3	Euro	52
2	silver	ALLAN	Desiree	Australia	1967	1° kyu	B1	Oce	52
3	bronze	VLASOVA	Aleksandra	Russia	1972	1 dan	B3	Euro	52
4	bronze	AURIERES	Sandrine	France	1982		B3	Euro	52
5	5°	CUI	Na	China	1989		B3	Asia	52
6	5°	CALVALHO QUINTAO	Renata	Brazil	1977		B1	PANAM	52

QUALIFIED NATIONS FOR ATHENS 2004 PARALIMPICS - FEMALE

kg 52

- | | |
|-------------|----------|
| 1 GERMANY | 4 RUSSIA |
| 2 AUSTRALIA | 5 CHINA |
| 3 FRANCE | 6 BRAZIL |

2nd Female IBSA Games Championship Quebec (Canada) 4-8/08/2003

n°	Class	First Name	Last Name	Nation	Birth	K/D	CV	Cont	kg.
1	Gold	BRUSSIG	Ramona	Germany	1967	1 kyu	B2	Euro	57
2	silver	ARCE PAYNO	Marta	Spain	1977	5 kyu	B3	Euro	57
3	bronze	LEI*	Liping*	China			B2	Asia	57
3	bronze	BERNARDES DA SILVA	Danielle	Brazil	1984		B3	PANAM	57
5	5°	KERAMIDA	Maria	Greece	1980		B1	Euro	57
5	5°	BOUZMAKOVA	Ekaterina	Russia	1982	1 dan	B3	Euro	57
7	7°	TRACHOO	Pornsiri	Thailand	1981		B1	Asia	57

DEAF ATHLETE

Athlete retired because on 04/08/2003 classified B4

ZAHIDA Ait Kaci (Algeria) 1975 - kg. 57

QUALIFIED NATIONS FOR ATHENS 2004 PARALIMPICS - FEMALE

kg 57

1 GERMANY
2 SPAIN
3 BRAZIL

4 CHINA
5 RUSSIA
6 GREECE

2nd Female IBSA Games Championship Quebec (Canada) 4-8/08/2003

n°	Class	First Name	Last Name	Nation	Birth	K/D	CV	Cont	kg.
1	Gold	HUTTER	Silke	Germany			B3	Euro	63
2	silver	KAZAKOVA	Madina	Russia	1976	1 dan	B3	Euro	63
3	bronze	MERENCIANO HERRERO	Monica	Spain	1984	4 kyu	B3	Euro	63
4	bronze	NOVOKSHENOVA	Oksana	Russia	1983	1 dan	B2	Euro	63
5	5°	FANG	Zheng	China	1983		B2	Asia	63
6	5°	INGRAM *	Maxine *	Great Britain	1980		B1	Euro	63
7	7°	QUESSANDIER	Angelique	France	1986		B2	Euro	63
8	9°	QUILIAN	Wang	China	1978		B2	Asia	63
9	9°	NUNTARAK	Methawadee	Thailand	1981		B1	Asia	63

DEAF ATHLETE

Athlete retired because on 04/08/2003 classified B4

ABDELKARIM Yamina (Algeria) 1976 - kg. 63

QUALIFIED NATIONS FOR ATHENS 2004 PARALIMPICS - FEMALE

kg 63

1 GERMANY
2 RUSSIA
3 SPAIN

4 CHINA
5 GREAT BRITAIN
6 FRANCE

**2nd Female IBSA Games Championship
Quebec (Canada) 4-8/08/2003**

n°	Class	First Name	Last Name	Nation	Birth	K/D	CV	Cont	kg.
1	Gold	NAGY	Sandone	Hungary	1979		B3	Euro	70
2	silver	SOSA SIMON	Maria Luisa	Spain	1982	2 kyu	B3	Euro	70
3	bronze	SAVOSTIANOVA	Tatiana	Russia	1972	1 dan	B2	Euro	70
4	bronze	PIERCE	Lori	USA			B1	Panam	70
5	5°	SHAGAROVA	Raushania	Russia	1972	1 dan	B1	Euro	70

QUALIFIED NATIONS FOR ATHENS 2004 PARALIMPICS - FEMALE

kg 70

1 HUNGARY
2 SPAIN

3 RUSSIA
4 USA

**2nd Female IBSA Games Championship
Quebec (Canada) 4-8/08/2003**

n°	Class	First Name	Last Name	Nation	Birth	K/D	CV	Cont	kg.
1	Gold	XUE	Lan Mei	China	1973		B2	Asia	O. 70
2	silver	BISCHLER	Beate	Germany	1968	2 kyu	B2	Euro	O. 70
3	bronze	OLMEDO	Maria Del Mar	Spain	1983		B3	Euro	O. 70
4	bronze	SANCHES ZAFRA	Tamara	Spain	1983		B3	Euro	O. 70
5	5°	IVANOVA	Nina	Russia	1973	2 kyu	B1	Euro	O. 70
6	5°	KIICHENBAEVA	Nafisa	Russia	1965	2 kyu	B2	Euro	O. 70

QUALIFIED NATIONS FOR ATHENS 2004 PARALIMPICS - FEMALE

over kg 70

1 CHINA

2 GERMANY

3 SPAIN

4 RUSSIA

2nd Female IBSA Games Championship Quebec (Canada) 4-8/08/2003

n°	Nation	Cont	kg 48	kg 52	kg 57	kg 63	kg 70	O. 70	Tot
1	Australia	Oce	0	1	0	0	0	0	1
2	Brazil	PANAM	1	1	1	0	0	0	3
3	China	Asia	2	1	1	2	0	1	7
4	France	Euro	1	1	0	1	0	0	3
5	Germany	Euro	1	1	1	1	0	1	5
6	Great Britain	Euro	0	0	0	1	0	0	1
7	Greece	Euro	1	0	1	0	0	0	2
8	Hungary	Euro	0	0	0	0	1	0	1
9	Japan	Asia	1	0	0	0	0	0	1
10	Russia	Euro	1	1	1	2	2	2	9
11	Spain	Euro	1	0	1	1	1	2	6
12	Thailand	Asia	0	0	1	1	0	0	2
13	USA	Panam	0	0	0	0	1	0	1
	TOTAL		9	6	7	9	5	6	42

Athletes retired because on 04/08/2003 classified B4

ABDELKARIN Jasmina (ALG) 30/05/1976

AITKACI Zahida (ALG) 22/01/1975

Deaf Athlete

kg. 57 LEI Liping (China) B2

kg. 63 INGRAM Maxine (Great Britain) B1

2nd Male IBSA Games Championship Quebec (Canada) 4-8/08/2003

n°	Class	First Name	Last Name	Nation	Birth	K/D	CV	Cont	kg.
1	Gold	LEE	Ching Chung	Taipei	1970	5 dan	B2	Asia	60
2	Silver	PEREZ Echevarria	Sergio	Cuba	1968	1 dan	B3	PANAM	60
3	bronze	ZASYADKOYCH	Ihor	Ukraine			B1	Euro	60
4	bronze	HIROSE	Makoto	Japan	1976	3 dan	B2	Asia	60
5	5°	BIRO	Norbert	Hungary	1964	2 dan	B2	Euro	60
6	5°	MITCHOURINE	Veniamin	Russia	1965	1 dan	B1	Euro	60
7	7°	TAMURA	Yuichi	Japan				Asia	60
8	7°	FARGEAU	Didier	France	1972	1 kyu	B3	Euro	60
9	9°	DIAZ	Sergio	Argentina	1979		B2	PANAM	60
10	9°	TSANG	Chiu Kin	Hong Kong	1982	1 dan	B1	Asia	60
11	9°	AIXIN	Wang	China	1983		B2	Asia	60
12	9°	SHAJARI TAREMSARI	Reza	Iran	1972	1 dan	B2	Asia	60
13	13°	MOLINA	Francisco	Mexico			B	PANAM	60
14	13°	BORGES	Henry	Uruguay	1983	1 kyu	B1	PANAM	60
15	17°	SPELLERMEIER	Boris	Germany			B2	Euro	60
16	17°	HUAIROU	Sun	China	1982	3 dan	B2	Asia	60
17	17°	DEL VISCIO	Michele	Italy	1955		B1	Euro	60
18	17°	RUIZ	Jose Carlos	Spain	1971	1 kyu	B1	Euro	60
19	17°	CHATZIDAFIVIS	Nikolaos	Greece	1982		B2	Euro	60
20	17°	QUILTER	Ben	Great Britain	1981	1 kyu	B3	Euro	60
21	17°	KARN	Justin	Canada	1981		B3	PANAM	60
22	17°	MACIEL HELDER	Harujo	Brazil	1977	1 kyu	B2	PANAM	60

QUALIFIED NATIONS FOR ATHENS 2004 PARALIMPICS - MALE

60kg

1 TAIPEI	7 FRANCE
2 CUBA	8 CHINA
3 UKRAINE	9 IRAN
4 JAPAN	10 HONG KONG
5 RUSSIA	11 ARGENTINA
6 HUNGARY	12 URUGUAY

Madrid (Spain) 20/07/1998
Quebec City (Canada) 2-12/08/2003
TEAM FEMALE STATISTIC

Madrid 1998			Quebec 2003		
Class	Nation	Continent	Class	Nation	Continent
1			gold	Germany	EUR
2			silver	Brazil	PANAM
3			bronze	Russia	EUR
4			bronze	France	EUR
5			5	Spain	EUR
6			5	China	ASIA
7			7	Greece	EUR

2nd Male IBSA Games Championship Quebec (Canada) 4-8/08/2003

n°	Class	First Name	Last Name	Nation	Birth	K/D	CV	Cont	kg.
1	Gold	SIDALI	Lamri	Algeria	1977		B3	Africa	66
2	Silver	GARCIA DEL VALLE	David	Spain	1981		B2	Euro	66
3	bronze	FUJIMOTO	Satoshi	Japan	1975	3 dan	B3	Asia	66
4	bronze	HIRAI	Takaaki	Japan	1981		B3	Asia	66
5	5°	CHABACHOV	Oleg	Russia	1967	1 dan	B1	Euro	66
6	5°	ZHILIN	Xu	China	1982	1 dan	B3	Asia	66
7	7°	KALLUNKI	Jani	Finland	1975		B2	Euro	66
8	7°	DARREN	Kail P.	Great Britain	1969	2 dan	B3	Euro	66
9	9°	BRANNON	Emmanuel	USA	1985		B3	PANAM	66
10	9°	KIM	Il Keum	Korea	1967	3 dan	B1	Asia	66
11	9°	KARPENYUK	Sergiy	Ukraine	1970	1 dan	B3	Euro	66
12	9°	VIERA	Alfredo	Uruguay	1973	2 kyu	B2	PANAM	66
13	13°	LEE	Ching Cheng	Taipei	1969	4 dan	B2	Asia	66
14	13°	TAO	Wang	China	1980		B2	Asia	66
15	17°	URENA	Jovanny	R. Dominicana			B1	PANAM	66
16	17°	DARREN	Harris	Great Britain	1973		B1	Euro	66
17	17°	SCHMITT	Matthias	Germany			B3	Euro	66
18	17°	BARBA	Gaston	Argentina	1980		B3	PANAM	66
19	17°	MEDEIROS	Roberto	Brazil	1977		B1	PANAM	66
20	17°	SOULIOS	Efstathios	Greece	1980		B1	Euro	66
21	17°	FUNG	Kin Kwok	Hong Kong	1981	1 dan	B3	Asia	66
22	17°	IBRAGIMOV	Islam	Russia	1971	1 dan	B2	Euro	66
23	17°	HERSAN	Jacky	France	1963	1 kyu	B3	Euro	66

QUALIFIED NATIONS FOR ATHENS 2004 PARALIMPICS - MALE

66kg

1 ALGERIA	7 FINLAND
2 SPAIN	8 UKRAINE
3 JAPAN	9 SOUTH KOREA
4 CHINA	10 URUGUAY
5 RUSSIA	11 UNITED STATES
6 GREAT BRITAIN	12 TAIPEI

2nd Male IBSA Games Championship Quebec (Canada) 4-8/08/2003

n°	Class	First Name	Last Name	Nation	Birth	K/D	CV	Cont	kg.
1	Gold	SIDORENKO	Sergiy	Ukraina	1967	1 dan	B1	Euro	73
2	Silver	JACKSON	Simon	Great Britain	1972	2 dan	B2	Euro	73
3	bronze	ASAKEREH	Hani	Iran	1983		B3	Asia	73
4	bronze	ATNABAEV	Ravkat	Russia	1958	1 dan	B2	Euro	73
5	5°	KRIEGER	Matthias	Germany	1984	2 kyu	B2	Euro	73
6	5°	YUNFENG	Wang	China	1975	3 dan	B1	Asia	73
7	7°	RAMIREZ	Fabian	Argentina	1977	2 kyu	B1	PANAM	73
8	7°	PEREZ MORENO	Pedro	Cuba	1963	1 dan		PANAM	73
9	9°	OLIVEIRA	Alessandro	Brazil	1972	1 dan	B1	PANAM	73
10	9°	MOORE	Stephen	USA			B3	PANAM	73
11	9°	ROLLO	Gerald	France	1968	2 dan	B2	Euro	73
12	9°	DOYLE	Michael	Ireland	1973	1 kyu	B3	Euro	73
13	13°	BEGUET	Didier	France	1962	3 dan	B3	Euro	73
14	17°	DOUGRAMMATZI	Georgios	Greece			B1	Euro	73
15	17°	INABA	Motonari	Japan	1981	2 dan	B1	Asia	73
16	17°	GONZALES	Salvador	Spain	1978		B2	Euro	73
17	17°	KIMURA	Takayuki	Japan	1981		B3	Asia	73
18	17°	MING	Chun Chien	Taipei	1975		B1	Asia	73
19	17°	RODRIGUEZ DE CASTRO	Omar	R. Dominicana	1978		B1	PANAM	73
20	17°	FIRIDUN	Mammadov	Azerbaijan	1970		B3	Euro	73
21	17°	MORTEN *	Pier*	Canada	1959	1 dan	B1	PANAM	73
22	17°	CASTILLO VILLANIAKIN	Edgar Mauricio	Colombia	1970		B1	PANAM	73
23	17°	TAKIENKHAM	Manop	Thailand	1978	1 dan	B1	Asia	73

* DEAF ATHLETE

QUALIFIED NATIONS FOR ATHENS 2004 PARALIMPICS - MALE

73kg

1 UKRAINE	7 ARGENTINA
2 GREAT BRITAIN	8 CUBA
3 IRAN	9 BRAZIL
4 RUSSIA	10 UNITED STATES
5 CHINA	11 FRANCE
6 GERMANY	12 IRELAND

2nd Male IBSA Games Championship Quebec (Canada) 4-8/08/2003

n°	Class	First Name	Last Name	Nation	Birth	K/D	CV	Cont	kg.
1	Gold	JONARD *	Cyril *	France	1977	2 dan	B2	Euro	81
2	Silver	ASGHAR	Siyahkamari	Iran	1981		B4	Asia	81
3	bronze	MORGAN	William	Canada	1975	1 dan	B2	PANAM	81
4	bronze	VINCZE	Gabor	Hungary	1976	2 dan	B2	Euro	81
5	5°	LOPEZ	Marlon	USA	1975	1 dan	B2	PANAM	81
6	5°	POMINOV	Oleksandr	Ukraine	1974		B2	Euro	81
7	7°	VLASOV	Anatoliy	Russia	1972	2 dan	B3	Euro	81
8	7°	ONO	Kinji	Japan	1971	1 dan	B3	Asia	81
9	9°	GARCIA VILA	Laureano	Spain	1972	1 kyu	B2	Euro	81
10	9°	WHITE	Tony	Ireland	1966	1 dan	B1	Euro	81
11	9°	POLI	Diego	Italy	1973	1 dan	B3	Euro	81
12	9°	BO	Yu	China	1980		B2	Asia	81
13	13°	JUNG	Sebastian	Germany	1983	1 kyu	B3	Euro	81
14	13°	MORTEN *	Eddy *	Canada	1957		B1	PANAM	81
15	17°	BECQUELIN	Neil	Great Britain	1961		B3	Euro	81
16	17°	MIZUNO	Hiroaki	Japan	1970		B1	Asia	81
17	17°	ALVAREZ CORREA	Miguel	Colombia				PANAM	81
18	17°	SANCHEZ	Fredy	Colombia	1972		B1	PANAM	81

Athlete disqualified because on 04/08/2003 classified B4 0,16

SEYAHKAMARI Asghar (Iran) kg. 81 - 21/04/1981

Gold Medalist et Rome,s 2002 World Championship

* DEAF ATHLETES

QUALIFIED NATIONS FOR ATHENS 2004 PARALIMPICS - MALE

81kg

1 FRANCE	7 RUSSIA
2 HUNGARY	8 SPAIN
3 CANADA	9 CHINA
4 UKRAINE	10 IRELAND
5 UNITED STATES	11 ITALY
6 JAPAN	12 GERMANY

**2nd Male IBSA Games Championship
Quebec (Canada) 4-8/08/2003**

n°	Class	First Name	Last Name	Nation	Birth	K/D	CV	Cont	kg.
1	Gold	KRETSUL	Oleg	Russia	1975	1 dan	B1	Euro	90
2	Silver	STOSKUS	Jonas	Lithuania	1973	1° dan	B2	Euro	90
3	bronze	MESSAOUD	Nine	Algeria	1971		B3	Africa	90
4	bronze	TENORIO DA SILVA	Antonio	Brazil	1970	3° kyu	B1	PANAM	90
5	5°	AHN	Yu Sung	Korea	1968	4° dan	B2	Asia	90
6	5°	CUGNON DE SEVRICOURT	Olivier	France			B3	Euro	90
7	7°	KATO	Yuji	Japan	1978	4 dan	B1	Asia	90
8	7°	BRETT	Lewis	USA			B2	PANAM	90
9	9°	GHOLAMI DARIAKNARI	Ebrahim Seyed	Iran	1980		B2	Asia	90
10	9°	JONES	Scott	USA	1974		B2	PANAM	90
11	9°	CLARKE	Anthony	Australia	1961	3 dan	B1	Oce	90
12	13°	DUNKERLEY	John	Canada	1980		B1	PANAM	90
13	13°	DUPERE	François	Canada			B1	PANAM	90
14	17°	FRANCIS	Michael	Great Britain			B1	Euro	90
15	17°	GARCIA RUIZ	Roberto	Spain	1979		B3	Euro	90
16	17°	CHATZIMANOLIS	Nikolaos	Greece	1962		B1	Euro	90
17	17°	CARTERON	Stephane	France	1970	1 dan	B2	Euro	90

QUALIFIED NATIONS FOR ATHENS 2004 PARALIMPICS - MALE

90kg

1 RUSSIA	7 UNITED STATES
2 LITHUANIA	8 JAPAN
3 BRAZIL	9 AUSTRALIA
4 ALGERIA	10 IRAN
5 SOUTH KOREA	11 SPAIN
6 FRANCE	12 CANADA

2nd Male IBSA Games Championship Quebec (Canada) 4-8/08/2003

n°	Class	First Name	Last Name	Nation	Birth	K/D	CV	Cont	kg.
1	Gold	SZOTT	Kevin	USA	1963	1 dan	B2	PANAM	100
2	Silver	LE MEAUX	Sebastien	France			B3	Euro	100
3	bronze	LYVYTSKYI	Mykola	Ukraine	1969	1 dan	B3	Euro	100
4	bronze	CHNEIDERMAN	Gregory B.	Russia	1953	1° dan	B3	Euro	100
5	5°	DINATO	Divino Aurelio	Brazil	1973	1 dan	B1	PANAM	100
6	5°	DAHMAN	Thomas	Germany	1970	1 dan	B3	Euro	100
7	7°	PAPACHRISTOS	Theoklitos	Greece	1972	1 dan	B1	Euro	100
8	7°	MATSUMOTO	Yoshikazu	Japan	1962		B1	Asia	100
9	9°	ARSHAD HOKMABADI	Reza	Iran	1976		B3	Asia	100
10	9°	REUEDA BAEZA	Francisco Javier	Spain	1983		B2	Euro	100
11	9°	MONTERO	William	Venezuela	1970		B1	PANAM	100
12	9°	RUNMING	Men	China	1963	4 dan	B1	Asia	100

QUALIFIED NATIONS FOR ATHENS 2004 PARALIMPICS - MALE

100kg

1 UNITED STATES	7 JAPAN
2 FRANCE	8 GREECE
3 UKRAINE	9 IRAN
4 RUSSIA	10 SPAIN
5 GERMANY	11 CHINA
6 BRAZIL	12 VENEZUELA

2nd Male IBSA Games Championship Quebec (Canada) 4-8/08/2003

n°	Class	First Name	Last Name	Nation	Birth	K/D	CV	Cont	kg.
1	Gold	OSEWALD	Martin	Germany	1965	2 kyu	B2	Euro	O. 100
2	Silver	TORRES POMPA	Rafael	Cuba				PANAM	O. 100
3	bronze	ILHAM	Zaklyev	Azerbaijan	1980		B1	Euro	O. 100
4	bronze	MORENO LOPEZ	Rafael	Spain	1966	1 dan	B2	Euro	O. 100
5	5°	MAHDAVIFARD	Hassan	Iran	1980		B1	Asia	O. 100
6	5°	AMAKAWA	Keiji	Japan	1974	2 dan	B1	Asia	O. 100
7	7°	TAURINES	Julien	France			B1	Euro	O. 100
8	7°	CUNHA DE MORAES	Filho Leonel	Brazil	1962	1° dan	B1	PANAM	O. 100
9	9°	YAKOVLEV	Mikhail	Russia	1952	4 dan	B1	Euro	O. 100

QUALIFIED NATIONS FOR ATHENS 2004 PARALIMPICS - MALE

O.100kg

1 GERMANY	6 JAPAN
2 CUBA	7 FRANCE
3 SPAIN	8 BRAZIL
4 AZERBAIJAN	9 RUSSIA
5 IRAN	

U.S.A.	27	6	11	2
Canada	28	6	16	0
TOTAL	55	12	27	2

Judo Statistical Analysis of the Participation at the 2° IBSA World Games
Quebec City (Canada) 4 - 12/08/2003

59 Nations participated at the Games
32 Nations competed in Judo (**54.24%**)

MALE

Continent	Tot. Nations	Judo	%
Europe	27	13	48,15
America	14	10	71,43
Asia	11	7	63,64
Africa	5	1	20,00
Oceania	2	1	50,00
TOTAL	59	32	54,24

FEMALE

Continent	Tot. Nations	Judo	%
Europe	27	7	25,93
America	14	3	21,43
Asia	11	1	9,09
Africa	5	0	0,00
Oceania	2	1	50,00
	59	12	20,34

NEW NATIONS

Azerbaijan, Colombia, Dominican Rep., Finland, Mexico, Uruguay and Venezuela.

JUDO ATHLETES

Male

46 - B1 38 - B2 34 - B3 TOTAL 118*

* +5 athletes where visual classification is to be defined TOTAL 123

3 deaf athletes participated of which two B1s (CAN) and one B2 (FRA).

Female

14 - B1 12 - B2 16 - B3 TOTAL 42

2 deaf athletes participated of which one B1 (GBR) and one B2 (CHN).

ATHLETES DISTRIBUTION PER CONTINENT

Male

Cont	Nation	kg 60	kg 66	kg 73	kg 81	kg 90	kg 100	over 100	Athl
EURO	13	9	10	10	9	7	6	5	56
ASIA	7	7	7	6	3	3	3	2	31
PANAM	10	6	5	7	5	5	3	2	33
AFRICA	1	0	1	0	0	1	0	0	2
OCE	1	0	0	0	0	1	0	0	1
	32	22	23	23	17	17	12	9	123

Female

Cont	Nation	kg	kg	kg	kg	kg	over	Athl
		48	52	57	63	70	70	
EURO	7	5	3	4	6	4	5	27
ASIA	3	4	2	2	2	2	0	12
PANAM	1	1	0	0	0	1	0	2
AFRICA	0	0	0	0	0	0	0	0
OCE	1	0	1	0	0	0	0	1
TOT	12	10	6	6	8	7	5	42

INDIVIDUAL MEDAL DISTRIBUTION

Male - 7 gold medals were assigned and won by 7 different nations

1 of the gold medals was won by a B2 deaf athlete.

6 silver medals were assigned and won by 5 different nations,
1 silver medal was not assigned.

14 bronze medals were assigned and won by 10 different nations.

Female - 6 gold medals were assigned and won by 4 different nations.

6 silver medals were assigned and won by 4 different nations.

12 bronze medals were assigned and won by 7 different nations.

1 of the bronze medals was won by a B2 deaf athlete.

QUALIFIED NATIONS FOR ATHENS 2004 PARALIMPICS - MALE

Continents	SYDNEY 2000		ATHENS 2004	
	Nations	Athletes	Nations	Athletes
EUROPA	12	48	13	38
ASIA	5	15	6	21
PANAMERICA	4	15	7	19
AFRICA	1	3	1	2
OCEANIA	2	2	1	1
TOT	24	83	28	81

The qualification process for Athens is not yet finished (August 2003), there are three slots that are still to be assigned.

QUALIFIED NATIONS FOR ATHENS 2004 PARALIMPICS - FEMALE

Continent	SYDNEY 2000		ATHENS 2004	
	Nation	Athletes	Nation	Athletes
EUROPA	0	0	7	21
ASIA	0	0	2	6
PANAMERICA	0	0	2	4
AFRICA	0	0	0	0
OCEANIA	0	0	1	1
TOT	0	0	12	32

There is no comparison with Sydney 2000, since female judo starts for the first time at the Athens 2004 Paralympics.

The qualification process for Athens is not yet finished (August 2003), there are four slots that are still to be assigned.

COMPARISON WITH THE 1ST IBSA WORLD GAMES MADRID 1998

			60	66	73	81	90	100	o. 100	Tot		
MALE												
Madrid	ESP	1998	14	17	16	16	14	8	7	92		
Quebec	CAN	2003	22	23	23	17	17	12	9	123		
FEMALE			48	52	57	63	70	63/70*	o. 70*	78	o. 78	Tot
Madrid	ESP	1998	4	6	5	0	0	6	4	0	0	25
Quebec	CAN	2003	9	6	7	9	5	0	6	0	0	42

Abnormal weight class created only for Madrid 1998 gathering kg. 63 and kg. 70

Abnormal weight class gathering kg. 78 and Over kg. 78

MALE

	1998	2003	1998	2003		1998	2003		1998	2003		1998	2003	
	ATHL	ATHL	Gold	Gold	%	Silver	Silver	%	Bronze	Bronze	%	Total	Total	%
B1	36	46	1	2	100,00	2	0	-100,00	5	3	-40,00	8	7	-12,50
B2	26	38	3	4	33,33	2	3	50,00	2	5	150,00	7	14	100,00
B3	30	34	3	1	-66,67	3	2	-33,33	7	6	-14,29	13	9	-30,77
	92	118												

2003 +5 athletes where visual classification is to be defined TOTAL 123, an increase of **33,70%**.

FEMALE

	1998	2003	1998	2003		1998	2003		1998	2003		1998	2003	
	ATHL	ATHL	Gold	Gold	%	Silver	Silver	%	Bronze	Bronze	%	Total	Total	%
B1	4	14	0	0	0,00	1	1	0,00	0	3	300,00	1	4	300,00
B2	11	12	3	2	-33,33	3	2	-33,33	4	3	-25,00	11	7	-36,36
B3	10	16	1	4	300,00	1	3	200,00	6	6	0,00	8	13	62,50
	25	42												

2003 TOTAL 42, an increase of **68%**.

	Male			Female			TOTAL		
	1998	2003	%	1998	2003	%	1998	2003	%
EURO	46	56	21,74	16	27	68,75	62	83	33,87
ASIA	26	31	19,23	3	12	300,00	29	43	48,28
PANAM	18	33	83,33	5	2	-60,00	23	35	52,17
AFRICA	1	2	100,00	0	0	0,00	1	2	100,00
OCE	1	1	0,00	1	1	0,00	2	2	0,00
	92	123	33,70	25	42	68,00	117	165	41,03

TEAM COMPETITION

The team competition is part of the 2nd IBSA World Games, but is not a qualifying tournament for the Athens 2004 Paralympics, since such event is not foreseen at the 2004 Games.

Male

The teams are composed by a max. of 10 athletes (2 athletes in 5 weight classes) and a min. of 3 athletes (3 weight classes).

10 Teams participated, of which 7 from Europe, 2 from Asia and 1 from Panam .

The Gold medal was won by Russia.

The Silver medal was won by Japan.

The Bronze Medals were won by France and Ukraine.

Female

The teams are composed by a max. of 6 athletes (2 athletes in 3 weight classes) and a min. of 2 athletes (2 weight classes).

7 Teams participated, of which 5 from Europe, 1 from Asia and 1 from Panam .

The Gold medal was won by Germany.

The Silver medal was won by Brazil.

The Bronze Medals were won by France and Russia.

**Results from the 2003 IBSA World Powerlifting Championships
August 5th - 6th at the 2nd IBSA World Blind Championships and Games
Quebec, Canada.**

	NAME	COUNTRY	= World Record						00.0 = Missed Lift					
BW	Senior Men 52.0k Class		Squat			Bench			Deadlift			Total	Wilk's	Place
51.0	Sajjad Khaledan	Iran	125.0	145.0	155.0	65.0	80.0	85.0	125.0	142.5	155.0	395.0	395.6	1
BW	Senior Men 56.0k Class		Squat			Bench			Deadlift			Total	Wilk's	Place
55.4	Seyed Hadi Hosseini	Iran	140.0	155.0	170.0	70.0	82.5	90.0	150.0	170.0	185.0	422.5	388.7	1
BW	Senior Men 60.0k Class		Squat			Bench			Deadlift			Total	Wilk's	Place
58.8	Mostafa Irandost	Iran	125.0	140.0	160.0	85.0	102.5	105.0	135.0	150.0	165.0	410.0	356.8	1
BW	Senior Men 67.5k Class		Squat			Bench			Deadlift			Total	Wilk's	Place
66.8	Mehdi Baharzadeh	Iran	170.0	200.0	210.0	85.0	105.0	110.0	170.0	200.0	200.0	520.0	404.6	1
67.4	Luis Javier Rojas	Spain	130.0	145.0	155.0	75.0	82.5	82.5	180.0	192.5	205.5	412.5	318.4	2
BW	Senior Men 75.0k Class		Squat			Bench			Deadlift			Total	Wilk's	Place
74.3	Jiri Janousek	Czech	180.0	190.0	200.0	110.0	117.5	125.0	200.0	220.0	230.0	535.0	382.6	1
74.6	Rafael Ledezma	Spain	170.0	182.5	187.5	90.0	100.0	100.0	185.0	195.0	---	395.0	291.3	2
BW	Senior Men 82.5k Class		Squat			Bench			Deadlift			Total	Wilk's	Place
79.6	Michael Yontz	USA	160.0	172.5	175.0	125.0	137.5	142.5	187.5	215.5	220.0	537.5	368.1	1
BW	Senior Men 90.0k Class		Squat			Bench			Deadlift			Total	Wilk's	Place
88.1	Alexei Moukhametov	Russia	220.0	232.5	245.0	130.0	140.0	150.0	240.0	255.0	260.0	655.0	422.8	1
89.5	Robert Truchon	Canada	160.0	182.5	190.0	120.0	130.0	135.0	180.0	200.0	200.0	505.0	323.3	2
BW	Senior Men 100.0k Class		Squat			Bench			Deadlift			Total	Wilk's	Place
96.8	Vitali Maier	Russia	207.5	215.0	230.0	140.0	155.0	165.0	205.0	220.0	232.5	627.5	387.1	1
BW	Senior Men 110.0k Class		Squat			Bench			Deadlift			Total	Wilk's	Place
104.7	Steve Pena	USA	227.5	240.0	245.5	197.5	205.0	240.0	230.0	245.0	250.0	695.0	416.1	1
103.6	Roland Mitterlehner	Austria	230.0	235.0	235.0	172.5	180.0	185.0	220.0	240.0	275.0	660.0	396.3	2
101.6	Vladimir Solyankov	Russia	200.0	212.5	225.0	180.0	180.0	180.0	---	---	---	---	---	.
BW	Senior Men 125.0k Class		Squat			Bench			Deadlift			Total	Wilk's	Place

111.7	Bobby Blackmon	USA	205.0	205.0	215.0	152.5	152.5	152.5	192.5	217.5	227.5	585.0	342.1	1
BW	Senior Men 125.0+k Class		Squat			Bench			Deadlift			Total	Wilk's	Place
125.5	Jahanbakhsh Askari Bezaye	Iran	210.0	240.0	255.0	125.0	140.0	155.0	200.0	240.0	245.0	640.0	364.4	1
BW	Master Men I (40-49) 60.0k Class		Squat			Bench			Deadlift			Total	Wilk's	Place
59.8	Steve Brown	United Kingdom	165.0	175.0	175.0	85.0	90.5	92.5	190.0	202.5	207.5	465.0	396.1	1
										4th	215.0			
BW	Master Men I (40-49) 67.5k Class		Squat			Bench			Deadlift			Total	Wilk's	Place
65.2	Yuri Pantiukhov	Russia	135.0	150.0	162.5	80.0	90.0	95.0	150.0	150.0	185.0	440.0	351.0	1
				4th	173.0					4th	195.0			
BW	Master Men I (40-49) 90.0k Class		Squat			Bench			Deadlift			Total	Wilk's	Place
83.1	Cruz Manuel Barrios	Venezuela	150.0	170.0	170.0	100.0	100.0	115.0	150.0	170.0	180.0	465.0	310.2	1
BW	Master Men I (40-49) 100.0k Class		Squat			Bench			Deadlift			Total	Wilk's	Place
96.1	Jamshid Mirshekari	Iran	220.0	250.0	265.0	130.0	150.0	155.0	200.0	220.0	232.5	640.0	392.2	1
BW	Master Men I (40-49) 110.0k Class		Squat			Bench			Deadlift			Total	Wilk's	Place
104.6.0	Michael Elliott	USA	170.0	180.0	180.0	137.5	137.5	142.4	172.5	172.5	205.0	490.0	293.2	1
BW	Master Men I (40-49) 125.0k Class		Squat			Bench			Deadlift			Total	Wilk's	Place
110.3	Nikolai Domratchev	Russia	180.0	180.0	192.5	122.5	122.5	135.0	185.0	202.5	210.0	537.5	316.1	1
BW	Master Men II (50-59) 90.0k Class		Squat			Bench			Deadlift			Total	Wilk's	Place
89.3	Ralph Sample	United Kingdom	175.0	185.0	185.0	110.0	120.0	125.0	230.0	240.0	250.0	535.0	343.0	1
BW	Master Men II (50-59) 100.0k Class		Squat			Bench			Deadlift			Total	Wilk's	Place
90.8	Nick Sinardi	USA	160.0	200.0	200.0	92.5	105.0	112.5	230.0	---	---	522.5	332.6	1
BW	Junior Men (14-23) 52.5k Class		Squat			Bench			Deadlift			Total	Wilk's	Place
51.3	Kris Scheppe	USA	80.0	85.0	97.5	70.0	80.0	80.0	115.0	125.0	137.5	285.0	277.5	1
BW	Junior Men (14-23) 56.0k Class		Squat			Bench			Deadlift			Total	Wilk's	Place
52.4	Rasool Asadzadeh	Iran	60.0	90.0	90.0	65.0	80.0	85.0	65.0	90.0	110.0	285.0	277.5	1
BW	Junior Men (14-23) 75.0k Class		Squat			Bench			Deadlift			Total	Wilk's	Place
73.5	Michal Rokusek	Czech	110.0	120.0	120.0	60.0	65.0	65.0	130.0	140.0	150.0	325.0	235.1	1
BW	Junior Men (14-23) 82.5k Class		Squat			Bench			Deadlift			Total	Wilk's	Place
81.4	Serguei	Russia	240.0	250.0	260.0	140.0	150.0	157.0	220.0	240.0	250.0	657.0	444.1	1

	Chatalov		0	0	0	0	5	0	0	0	5	1		
BW	Junior Men (14-23) 90.0k Class		Squat			Bench			Deadlift			Total	Wilk's	Place
86.5	Adam Bury	Canada	160.0	177.5	190.0	112.5	127.5	133.0	180.0	195.0	207.5	512.5	334.1	1
									4th	217.5				
BW	Junior Men (14-23) 100.0k Class		Squat			Bench			Deadlift			Total	Wilk's	Place
93.1	Oldrich Smejcky	Czech	135.0	145.0	150.0	115.0	125.0	125.0	200.0	210.0	215.0	475.0	276.0	1
BW	Junior Men (14-23) 110.0k Class		Squat			Bench			Deadlift			Total	Wilk's	Place
107.7	Tim Ekert	Canada	190.0	207.5	220.0	170.0	180.0	180.0	210.0	225.0	230.0	612.5	362.9	1
								4th	182.5					
BW	Senior Women 52.0k Class		Squat			Bench			Deadlift			Total	Wilk's	Place
51.0	Silvia Alba	Spain	75.0	85.0	90.0	35.0	40.0	42.5	100.0	112.5	120.0	247.5	313.8	1
BW	Senior Women 56.0k Class		Squat			Bench			Deadlift			Total	Wilk's	Place
55.5	Petra Duskova	Czech	55.0	67.5	75.0	40.0	40.0	47.5	65.0	77.5	90.0	185.0	219.5	1
BW	Junior Women (14-23) 44.0k Class		Squat			Bench			Deadlift			Total	Wilk's	Place
41.5	Katy Todd	USA	30.0	32.5	35.0	25.0	27.5	30.0	65.0	75.0	75.0	140.0	204.6	1
BW	Junior Women (14-23) 67.5k Class		Squat			Bench			Deadlift			Total	Wilk's	Place
63.8	Tatiana Briceno	Venezuela	125.0	127.5	127.5	70.0	77.5	80.0	120.0	130.0	140.0	337.5	359.0	1
BW	Junior Women (14-23) 75.0k Class		Squat			Bench			Deadlift			Total	Wilk's	Place
73.6	Radka Houskova	Czech	80.0	90.0	95.0	45.0	50.0	52.5	90.0	100.0	110.0	242.5	233.3	1
								4th	55.0					
BW	Junior Women (14-23) 90.0k Class		Squat			Bench			Deadlift			Total	Wilk's	Place
84.9	Asya Miller	USA	87.5	97.5	107.5	57.5	62.5	62.5	125.0	137.5	145.0	310.0	270.0	1
BW	Junior Women (14-23) 90.0+k Class		Squat			Bench			Deadlift			Total	Wilk's	Place
99.8	Katherine Gauthier	Canada	110.0	120.0	130.0	60.0	67.5	67.5	115.0	125.0	137.5	315.0	272.8	1

Combined Team Award



1st - Iran, 72 pts with Wilk's = 2302.7

2nd - USA, 72 pts with Wilk's = 2043.3

3rd - Russia, 60 pts with Wilk's = 1921.0

4th - Czech, 60 pts with Wilk's = 1224.9

5th - Canada, 45 pts

6th - Spain, 30 pts


7th - United Kingdom, 24 pts with Wilk's = 739.1


8th - Venezuela, 24 pts with Wilk's = 669.2

9th - Austria, 9 pts


Best Lifter Awards

 Women's Junior: Tatiana Briceno, Venezuela, Wilks = 359.0


 Women's Senior: Silvia Alba, Spain, Wilks = 313.8

 Men's Junior: Serguei Chatalov, Russia, Wilks = 444.1

 Men's Senior: Alexei Moukhametov, Russia, Wilks = 422.8

 Men's Master: Stephen Brown, United Kingdom, Wilks = 396.1

John Baxter Most Improved Lifter Award

 Adam Bury, from 420.0k to 512.5k for a 92.5k improvement

Quebec City, 2003
 Goalball Results as of Sunday August 10, 2003

Sixth Day FINAL Results

		Final Women's	Bracket	Quebec City, 2003		
	GOALBALL FINALS		Finland 2		Gold	Finland
					Silver	Brazil
					Bronze	Japan
					4th Place	Spain
	Spain 0		Game 92	Finland 1 OT		
			3:00 pm # 1			
			Spain 1			
Japan	Bronze Medal Game 98			Gold Medal Game 104		Finland
			Brazil 2			
			Game 93	Brazil 0 OT		
	Japan 3		3:00 pm # 2			
			Japan 1			

GOALBALL FINALS				
Final Men's		Bracket	Quebec City, 2003	
			Gold	Spain
			Silver	United States
		Canada 7	Bronze	Canada
		4:00 #1	4th Place	South Korea
Brazil 7		Game 94	5th Place	Finland
			6th Place	Brazil
		Brazil 4		
Brazil 4	Game 99		Game 102	Spain 5
	9:00 # 1	Spain 9	10:00 # 2	
	China 5	Game 96		
		5:00 # 1	Spain 2	
		China 1		
Finland	Game 105		Game 106	Spain
	5th Place	Finland 4 OT	Gold Medal	Gold
	2:00 # 2		3:00 # 1	
	Finland 8 O	Game 95	South Korea 1	
		4:00 # 2		
		South Korea 5 OT		
	Game 100		Game 101	
Finland 7	9:00 # 2	U.S.A. 10	10:00 # 1	U.S.A. 3
		Game 97	U.S.A. 8	
	Iran 7 OT	5:00 # 2		
			South Korea 4	
		Iran 7		
			Game 103	Canada
			Bronze Medal	Bronze
			12 :00 # 1	
			Canada 14	

Men's Pool A	Saturday August 9, 2003			FINAL ROUND ROBIN			
	Spain	Japan	Turkey	Netherland	Czech Republic	Iran	
Spain		7-1	11-1	10-1	6-5	10-0	
Japan	1-7		12-2	7-5	5-12	4-5	
Turkey	1-11	2-12		2-12	2-12	0-10	
Netherlands	1-10	5-7	12-2		4-14	6-11	
Czech Republic	5-6	12-5	12-2	14-4		5-6	
Iran	0-10	5-4	10-0	11-6	6-5		
Men's Pool A	Saturday August 9, 2003			FINAL ROUND ROBIN			
	Wins	Loses	Ties	Points	Goals For	Goals Against	Plus or Minus
Spain	5	0	0	15	44	8	36
Iran	4	1	0	12	32	25	7
Czech Republic	3	2	0	9	48	23	25
Japan	2	3	0	6	29	31	-2
Netherlands	1	4	0	3	28	44	-16
Turkey	0	5	0	0	7	57	-50
Men's Pool B	Saturday August 9, 2003			FINAL ROUND ROBIN			
	Canada	South Korea	Russia	Thailand	Slovakia	Croatia	
Canada		6-3	11-2	10-0	13-3	13-3	
South Korea	3-6		11-1	12-2	14-13	7-7	
Russia	2-11	1-11		5-13	10-8	6-10	
Thailand	0-10	2-12	13-5		4-6	2-10	
Slovakia	3-13	13-14	8-10	6-4		7-8	
Croatia	3-13	7-7	10-6	10-2	8-7		
Men's Pool B	Saturday August 9, 2003			FINAL ROUND ROBIN			
	Wins	Loses	Ties	Points	Goals For	Goals Against	Plus or Minus
Canada	5	0	0	15	53	11	42
South Korea	3	1	1	10	47	29	18
Croatia	3	1	1	10	38	35	3
Slovakia	1	4	0	3	37	49	-12
Thailand	1	4	0	3	21	43	-22
Russia	1	4	0	3	24	53	-29
Men's Pool C	Saturday August 9, 2003			FINAL ROUND ROBIN			
	Brazil	Algeria	Mexico	Italy	Finland	Israel	Bulgaria
Brazil		11-1	2-0	6-5	4-7	12-7	12-2
Algeria	1-11		3-10	6-6	4-6	0-0	17-7
Mexico	0-2	10-3		11-4	1-10	9-5	11-1

Italy	5-6	6-6	4-11		3-1	9-8	10-2
Finland	7-4	6-4	10-1	1-3		13-3	14-4
Israel	7-12	0-0	5-9	8-9	3-13		9-7
Bulgaria	2-12	7-17	1-11	2-10	4-14	7-9	
Men's Pool C	Saturday August 9, 2003			FINAL ROUND ROBIN			
	Wins	Loses	Ties	Points	Goals For	Goals Against	Plus or Minus
Finland	5	1	0	15	51	19	32
Brazil	5	1	0	15	47	22	25
Mexico	4	2	0	12	42	25	17
Italy	3	2	1	10	37	34	3
Israel	2	4	0	6	32	50	-18
Algeria	1	4	1	4	31	40	-9
Bulgaria	0	6	0	0	23	73	-50
Men's Pool D	Saturday August 9, 2003			FINAL ROUND ROBIN			
	Australia	United States	Belgium	China	United Kingdom	Chinese Taipei	
Australia		2-5		6-10	6-8	11-4	
United States	5-2		9-7	14-4	7-3	11-1	
Belgium		7-9		3-4	8-6	11-1	
China	10-6	4-14	4-3		13-11	10-0	
United Kingdom	8-6	3-7	6-8	11-13		11-6	
Chinese Taipei	4-11	1-11	1-11	0-10	6-11		
Men's Pool D	Saturday August 9, 2003			FINAL ROUND ROBIN			
	Wins	Loses	Ties	Points	Goals For	Goals Against	Plus or Minus
United States	5	0	0	15	46	17	29
China	4	1	0	12	41	34	7
Belgium	3	2	0	9	34	22	12
United Kingdom	2	3	0	6	39	40	-1
Australia	1	4	0	3	27	32	-5
Chinese Taipei	0	5	0	0	12	54	-42
Women's Pool A	Thursday August 7, 2003			FINAL	ROUND ROBIN		
	Sweden	Japan	South Korea	Finland	Turkey		
Sweden		0-1	3-2	1-2	10-0		
Japan	1-0		3-0	6-6	10-0		
South Korea	2-3	0-3		1-8	13-3		
Finland	2-1	6-6	8-1		11-1		
Turkey	0-10	0-10	3-13	1-11			

Women's Pool A	Thursday August 7, 2003				FINAL	ROUND ROBIN	
	Wins	Loses	Ties	Points	Goals For	Goals Against	Plus or Minus
Finland	3	0	1	10	27	9	18
Japan	3	0	1	10	20	6	14
Sweden	2	2	0	6	14	5	9
South Korea	1	3	0	3	16	17	-1
Turkey	0	4	0	0	4	44	-40
Women's Pool B	Thursday August 7, 2003				FINAL	ROUND ROBIN	
	Spain	Brazil	Algeria	China	Ukraine		
Spain		1-2	9-1	4-1	3-3		
Brazil	2-1		10-0	5-3	8-2		
Algeria	1-9	0-10		0-10	1-8		
China	1-4	3-5	10-0		5-4		
Ukraine	3-3	2-8	8-1	4-5			
Women's Pool B	Thursday August 7, 2003				FINAL	ROUND ROBIN	
	Wins	Loses	Ties	Points	Goals For	Goals Against	Plus or Minus
Brazil	4	0	0	12	25	6	19
Spain	2	1	1	7	17	7	10
China	2	2	0	6	19	13	6
Ukraine	1	2	1	4	17	17	0
Algeria	0	4	0	0	2	37	-35